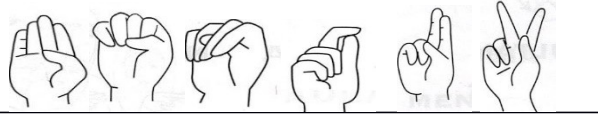


# SHAPE



**bentuk** - kedua-dua tangan 'A' dari paras bahu membuat bentuk ke paras pinggang  
**shape** - both hands 'A' outline shape



**B E N T U K**




**S H A P E**



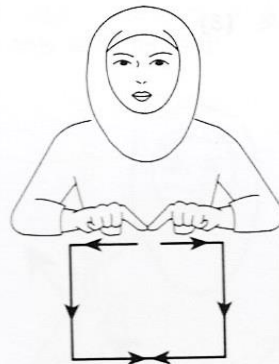
**circle**




**bulat** - jari telunjuk tangan kanan membentuk bulatan lawan arah jam  
**circle** - right index finger draws a circle anti-clockwise  
**round** - right hand 'R' do as circle (tangan kanan 'R' buat seperti 'bulat')



**square**



**segi empat sama** - kedua-dua jari telunjuk membentuk segi empat sama  
**square** - both index fingers draw a square



triangle



**segi tiga** - jari telunjuk membentuk segi tiga  
**triangle** - both index fingers draw a triangle



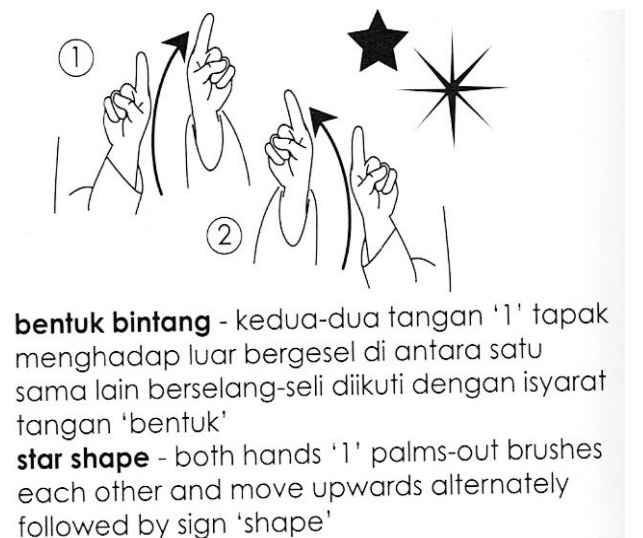
rectangle



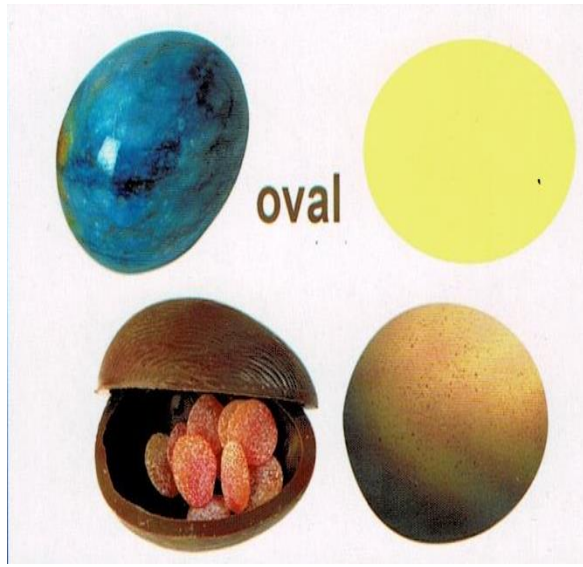
**segi empat tepat** - kedua-dua tangan 'R' garis bentuk segi empat tepat  
**rectangle** - both hands 'R' draw a rectangle



star




**bentuk bintang** - kedua-dua tangan '1' tapak menghadap luar bergesel di antara satu sama lain berselang-seli diikuti dengan isyarat tangan 'bentuk'  
**star shape** - both hands '1' palms-out brushes each other and move upwards alternately followed by sign 'shape'



oval



**bujur** - tangan kanan 'O' membentuk bujur belakang tangan kiri 'C'  
**oval** - right hand 'O' draws an oval behind left hand 'C'



**HEART**

(Alt. 1)

Index or bent middle fingers draw heart over heart



**HEART**

(Alt. 2)

Middle finger taps over heart

